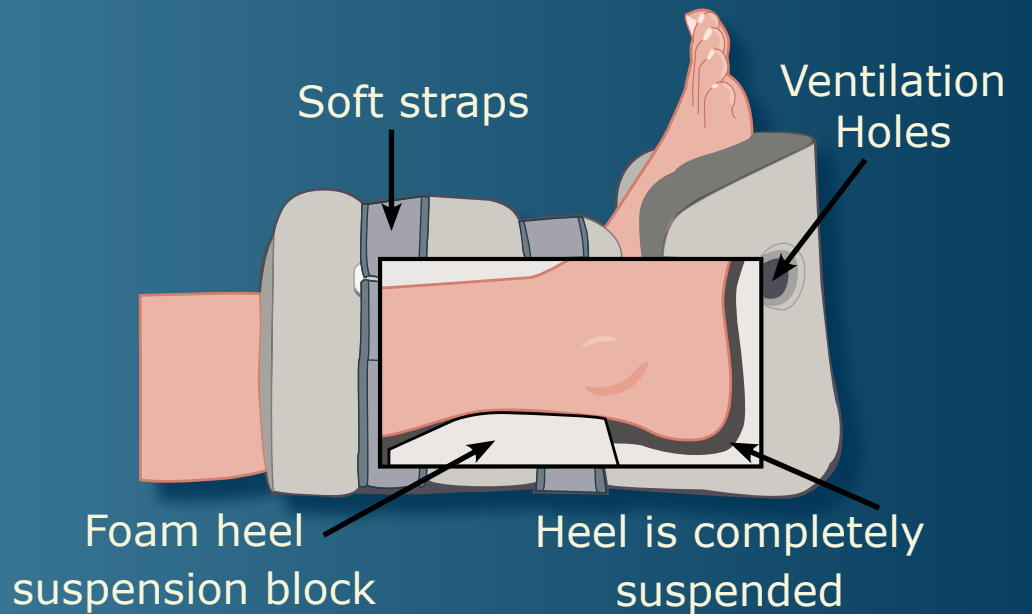


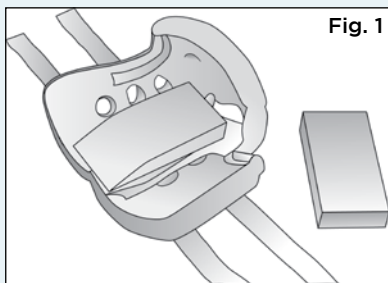
# DeRoyal Heel Suspension Boot Application Guide



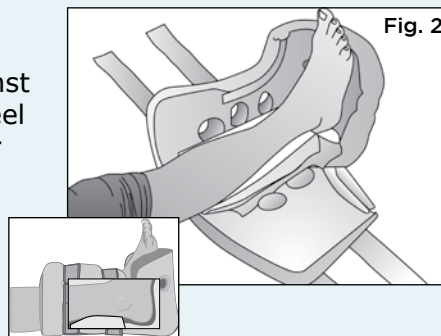
The DeRoyal Heel Suspension Boot is designed in a comfortable foam construction and suspends the heel area for pressure reduction assisting in the prevention of heel ulcers and provides *peace of mind for you and your patient*.

## Application Instructions (w/ Attached Wedge)

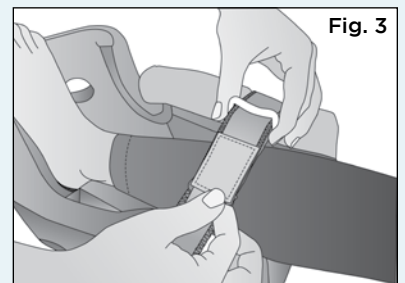
**STEP 1:**  
Release hook straps and remove foam block insert.  
**NOTE:** See *Additional Instructions* for detached foam block insert.



**STEP 2:**  
Position foot in boot flush against footrest with heel suspended over heel opening.

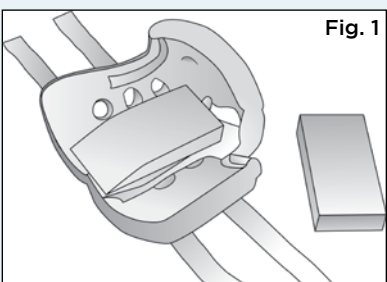


**STEP 3:**  
Feed straps through d-ring buckles and secure hook closure ensuring that circulation is not compromised.

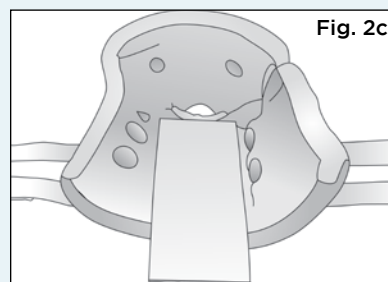
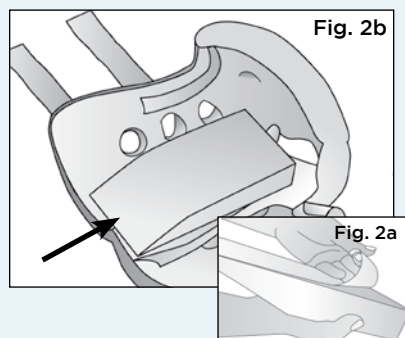


## Application Instructions (w/ Unattached Wedge)

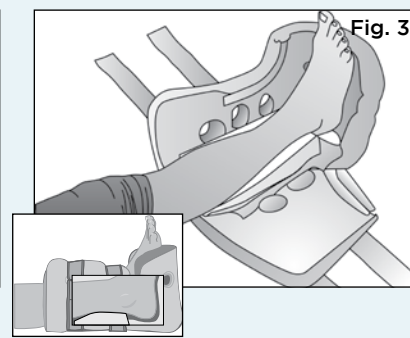
**STEP 1:**  
Release hook straps and remove foam block insert.  
**NOTE:** See *Additional Instructions* for detached foam block insert.



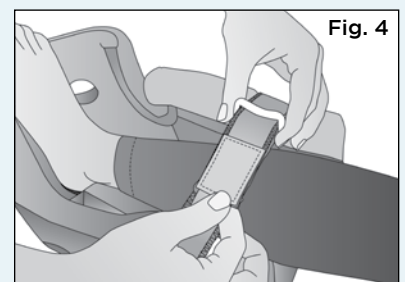
**STEP 2:**  
Peel off adhesive backing from sloped wedge block (2a) and attach to the bottom of the boot (between ventilation holes) with tapered end facing the patient. Slope should be flush against the edge of the boot (2b).  
**NOTE:** The sloped wedge block can extend past the edge of the boot (2c). In this event, only remove adhesive backing from portion of the wedge being attached to boot.



**STEP 3:**  
Position foot in boot flush against footrest with heel suspended over heel opening.



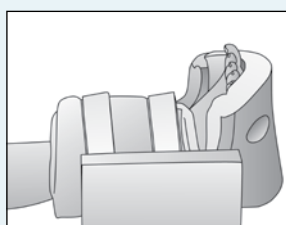
**STEP 4:**  
Feed straps through d-ring buckles and secure hook closure ensuring that circulation is not compromised.



## Additional Instructions

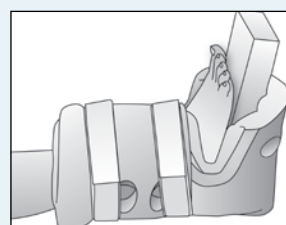
### Foam Block Insert w/ Hip Fractures

To prevent hip rotation, place additional foam block on medial or lateral side of boot as needed. Remove adhesive backing and attach to boot.



### Foam Block Insert w/ Foot Drop

To provide additional foot drop support or to support a large foot, remove adhesive backing from the needed portion of the block and attach to footrest (ensuring the heel is suspended).



### Washing Instructions

Hand wash with mild detergent and cool water. Squeeze out excess water. Allow to air dry.

\* Refer to full instructions for use for precautions.



200 DeBusk Lane • Powell, TN 37949  
888.938.7828 • 865.938.7828  
www.deroyal.com  
rev. 08/08 • Reprint# LITO-2148