



LIMB HOLDER

	SINGLE PATIENT USE
	NON-STERILE
	NOT MADE WITH NATURAL RUBBER LATEX
RX ONLY	FEDERAL U.S.A. LAW RESTRICTS THIS DEVICE TO SALE OR USE BY OR ON THE ORDER OF A PHYSICIAN OR PROPERLY LICENSED PRACTITIONER.

IMPORTANT INFORMATION

 Please read all instructions, warnings, and cautions before use. Correct application is essential for proper functioning of the product. Use only on the person it was provided to by a healthcare professional and only for the use it was intended.

INTENDED USE

The DeRoyal® Limb holder(s) are intended to be prescribed by a properly licensed practitioner to protect the patient from harming themselves, other patients, family members and/or staff.

CONTRAINDICATION

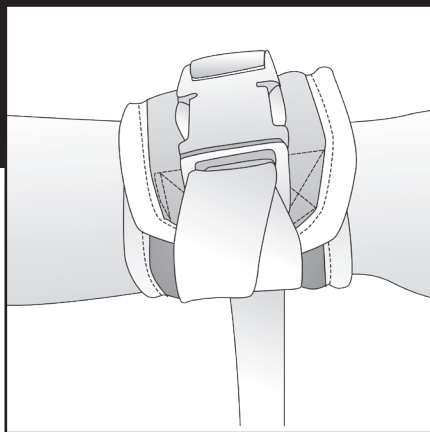
- Never use on a patient if an I.V. or wound site could be compromised by the device.
- Do not use on a patient who is or may become highly aggressive or agitated.

WARNINGS

- Keep straps and buckles out of patient's reach. Patient should not be able to remove device. Improper application or use of any restraint may result in serious injury or death.
- Inspect product for damage, missing components, or contamination before use. Ensure that all hook and loop, and buckle closures function properly.
- Use hospital approved bed safety guidelines. If securing the device to a bed always secure straps to the portion of the bed that moves with the patient. Do not secure straps to bed side rails.
- Check the patient regularly per hospital's policies and procedures to ensure circulation is not compromised.

CAUTIONS

- This product is to be fitted initially by a physician (or properly licensed practitioner) who is familiar with the purpose for which it is intended. The physician or practitioner is responsible for providing wearing instructions and cautions to other healthcare practitioners or healthcare providers involved in the patient's care.
- Consult physician (or properly licensed practitioner) immediately if patient experiences sensation changes, unusual reactions, swelling or increased pain while using this device. Be sure to follow your facility's policies and guidelines for frequency of patient monitoring.



INSTRUCTIONS FOR USE SECURING THE LIMB HOLDER TO THE PATIENT

1. Wrap the limb holder around the patient's wrist or ankle, ensuring that the cuff closure is on the outside of the device.
2. Secure the hook and loop closure and if applicable, the buckle closure. **NOTE:** Two fingers should fit between the device and patient to ensure circulation is not compromised.
3. Secure the strap(s) using quick-release ties or quick-release buckles depending on the style of the limb holder. Please refer to the step-by-step instructions for Quick-Release Ties.

SECURING THE STRAPS OF THE LIMB HOLDER TO THE BED:

1. For limb holders with one strap, the strap should be attached to a single location on the portion of the bed that moves with the patient. Refer to quick-release ties and/or quick-release buckle instructions listed below.
2. For limb holders with two straps, the two-point attachment option is available. One strap can be attached near the head of the bed and the other strap near the foot of the bed. The straps should be attached to the portion of the bed that moves with the patient. Refer to quick-release ties and/or quick-release buckle instructions listed below.
3. Secure excess strap away from patient's reach.

QUICK-RELEASE TIES

Wrap the strap(s) around the anchor once. Take the loose end of the strap(s) and create a loop. Cross the loop over the other strap(s) that is wrapped around the anchor and feed it through opening as if tying a shoelace. Hold that loop and create another loop with the loose strap(s) and feed it through the first loop. Pull the final loop and the strap(s) attached to the cuff in opposite directions to form a quick-release tie.

QUICK-RELEASE BUCKLES

Release the female end of the buckle and wrap its strap around the anchor. Pull the female portion through the loop and connect the male and female ends of the buckle. Pull the excess strap to tighten.



Improving Care. Improving Business.®

CLEANING AND/OR MAINTENANCE (IF APPLICABLE)

Please refer to hospital approved guidelines for cleaning and disinfecting of the device.

STORAGE AND TRANSPORT CONDITIONS

	KEEP DRY
	KEEP AWAY FROM SUNLIGHT

WARRANTY

DEROYAL® PRODUCTS ARE WARRANTED FOR NINETY (90) DAYS FROM THE DATE OF SHIPMENT FROM DEROYAL AS TO PRODUCT QUALITY AND WORKMANSHIP. **DEROYAL'S WRITTEN WARRANTIES ARE GIVEN IN LIEU OF ANY IMPLIED WARRANTIES, INCLUDING WARRANTIES OF MERCHANTABILITY OR FITNESS FOR A PARTICULAR PURPOSE.**



Improving Care. Improving Business.®



Manufacturer:
DeRoyal Industries, Inc.
200 DeBusk Lane
Powell, TN 37849 USA
888.938.7828 or 865.938.7828
www.derooyal.com
Part#0-717 Revised 2/20

©2020 DeRoyal Industries, Inc.
All Rights Reserved. DeRoyal, the DeRoyal logo and Improving Care. Improving Business. are trademarks or registered trademarks of DeRoyal Industries, Inc.