



Improving Care. Improving Business.®

## THUMB SPICA

	<b>SINGLE PATIENT USE</b>
	<b>NON-STERILE</b>
	<b>NOT MADE WITH NATURAL RUBBER LATEX</b>
<b>RX ONLY</b>	<b>FEDERAL U.S.A. LAW RESTRICTS THIS DEVICE TO SALE OR USE BY OR ON THE ORDER OF A PHYSICIAN OR PROPERLY LICENSED PRACTITIONER.</b>

### IMPORTANT INFORMATION

Please read all warnings and instructions before use. Correct application is essential for proper product function and to reduce the risk of injury or re-injury inherent with the use of any brace. Use only on the person it was provided to by a healthcare professional and only for the use it was intended.

### INTENDED USE

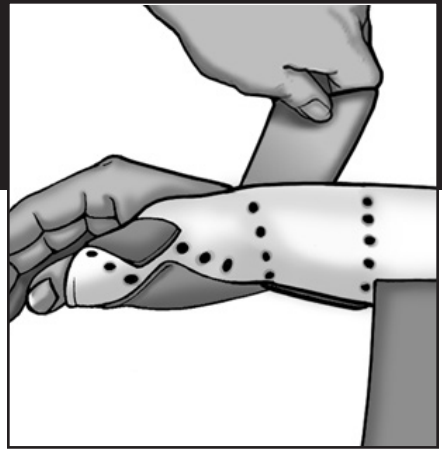
The Thumb Spica provides thumb support while allowing forearm movement. The splint features an anatomical design and stretch loop straps that ensure a comfortable fit. The product is made of perforated foam for increased ventilation and the self-wicking lining absorbs perspiration dampness. The Thumb Spica is designed to provide thumb and wrist support and protection to allow proper healing after injuries from sports related activities. Indications include: DeQuervain's syndrome, tendonitis, post thumb fractures and injuries, and arthritis. The splint is excellent for protection after cast removal and facilitates fracture healing.

### CAUTIONS

- These products are to be fitted initially by a healthcare professional who is familiar with the purpose for which they are used. The healthcare professional is responsible for providing wearing instructions and precautions to other healthcare professionals, care providers involved in the patient's care, and the patient. If unusual swelling, skin discoloration or discomfort occurs, use should be discontinued and a healthcare professional consulted.

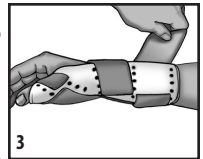
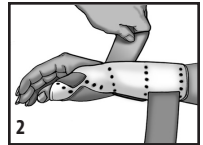
### INSTRUCTIONS FOR USE

1. Unhook the wrist and forearm straps from their hook closures, and apply splint to the thumb. Make sure the splint is comfortable across the



thumb web.

2. Fasten the middle strap across the wrist to the hook closure.
3. Hook the forearm strap securely around the forearm to the hook closure. Adjust the thumb strap as needed. Excess may be trimmed.
4. When properly fitted, the straps should lie flat across the forearm and be snug, but not tight. The splint may be trimmed with scissors if necessary.
5. To customize the splint, perform the following adjustments:
6. Trim the splint with scissors as needed.
7. Gently and slowly heat the area of the splint to be adjusted with a heat gun.
8. Place the splint on the patient. Make sure the splint is not hot and press with your hand on the area to be reshaped.



### CARE INSTRUCTIONS

The exterior and interior of the splint and straps can be cleaned easily with mild soap and a soft brush (toothbrush or fingernail brush). Dry the product with a soft towel. The self-wicking material will dry in approximately two hours. A hair dryer may be used but only at a low/cool setting. Do not put the splint in the washing machine or drier. Do not apply or wear the splint until completely dry.

### STORAGE AND TRANSPORT CONDITIONS

	<b>KEEP DRY</b>
	<b>KEEP AWAY FROM SUNLIGHT</b>

In addition to the competent authority in the country where the patient resides, serious incidents must be reported to DeRoyal Industries, Inc.



Improving Care. Improving Business.®

**WARRANTY**

DEROYAL® PRODUCTS ARE WARRANTED FOR NINETY (90) DAYS FROM THE DATE OF SHIPMENT FROM DEROYAL AS TO PRODUCT QUALITY AND WORKMANSHIP. **DEROYAL'S WRITTEN WARRANTIES ARE GIVEN IN LIEU OF ANY IMPLIED WARRANTIES, INCLUDING WARRANTIES OF MERCHANTABILITY OR FITNESS FOR A PARTICULAR PURPOSE.**



Improving Care. Improving Business.®



Manufactured by:  
DeRoyal Industries, Inc.  
200 DeBusk Lane  
Powell, TN 37849 USA  
888.938.7828 or (001) 865.938.7828  
[www.deroyal.com](http://www.deroyal.com)

**PART#1-340 `REVISED 10/2022**

©2022 DeRoyal Industries, Inc.

All Rights Reserved. DeRoyal, the DeRoyal logo, and Improving Care. Improving Business. are trademarks or registered trademarks of DeRoyal Industries, Inc.