


TEMPLE TOUCH PRO™

Non-Invasive, Core Temperature Monitoring System



A single solution for the entire continuum of care.

 DeRoyal®

The Temple Touch Pro™ System provides temperature monitoring throughout the continuum of care

PRE-OP

OR

Non-Invasive • Easy-To-Use • Single Application



1 Clean patient's temple and allow to dry.

2 Connect the sensor.

3 Apply sensor over the patient's temporal artery.

4 Press to secure.

Clinically proven core temperature monitoring solution

PACU



7
Studies



350+

Patients

When compared to the following invasive core temperature monitoring methods, the Temple Touch Pro™ System:



Tympanic: had less temperature variability.⁷



Nasopharyngeal: had fewer temperature outliers and was less affected by surgical positioning.⁶



Nasopharyngeal & Esophageal: was within 0.5°C 94% of the time in adult and pediatric patients.¹



Esophageal: was considered to be an acceptable alternative core temperature monitoring method in adult and pediatric patients.^{2,3,4}



Pulmonary Artery: had similar accuracy compared to other non-invasive core temperature monitoring products.⁸



Rectal: is more likely to reflect core temperature.⁵



Provides contiguous core temperature monitoring in the ICU

ICU

Enhances patient comfort

Patient Benefits

Minimizes risk of infections and complications

Easily disconnects allowing patient movement

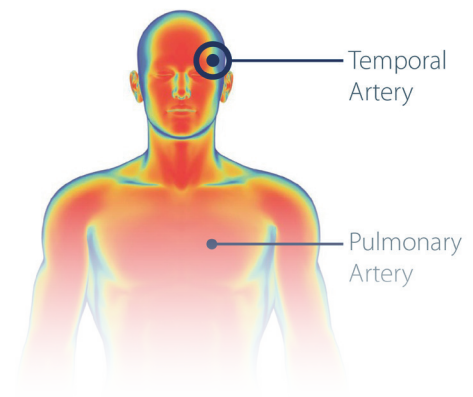
Clinical citations:

1. Evron S, Weissman A, Toivis V, Shahaf DB, You J, Sessler DI, Ezri T. Evaluation of the Temple Touch Pro, a Novel Noninvasive Core-Temperature Monitoring System. *Anesth Analg*. 2017 Jul;125(1):103-109. doi: 10.1213/ANE.0000000000001695. PMID: 28617697.
2. Nemeth M, Klose K, Mielke B, Fazliu A, Brauer A, Miller C. Prospective evaluation of the temple touch pro temperature monitoring system compared to esophageal reference temperature in paediatric anaesthesia (PETER PAN-Study) presented at Euro Anaesthesia 2021. Munich.
3. Nemeth M, Klose K, Asendorf T, Pancaro C, Mielke B, Fazliu A, Saager L, Brauer A, Miller C. Evaluation of the noninvasive Temple Touch Pro temperature monitoring system compared with oesophageal temperature in paediatric anaesthesia (PETER PAN): A prospective observation study. *Eur J Anaesthesiol*. 2023 Jan. 10. DOI 10.1097/EJA.0000000000001796
4. Bräuer A, Fazliu A, Brandes IF, Vollnhals F, Grote R, Menzel M. Evaluation of the Temple Touch Pro™ noninvasive core-temperature monitoring system in 100 adults under general anesthesia: a prospective comparison with esophageal temperature. *J Clin Monit Comput*. 2022 Apr 4. doi: 10.1007/s10877-022-00851-z. Epub ahead of print. PMID: 35377051.
5. Fujii Y and Nishiwaki K. Validation of Core Temperature Measurement with Temple Touch Pro™. Using Body Surface Sensors in Pediatric Surgery. Nagoya University Hospital
6. Maruyama T. Comparison of pharyngeal temperature and Temple Touch Pro in robot assisted prostatectomy. Presented at Japan Association for Clinical Engineers 2020
7. Sagawa M and Kitamoto. Comparative study on eardrum temperature and core temperature measured by Temple Touch Pro™. Presented at Japanese Association for Operative Medicine 2018
8. Chida Y, Tachibana S and Yamakage M. Usefulness of temperature monitoring system Temple Touch Pro™ in off-pump coronary artery bypass surgery. Presented at 22nd Japanese Society of Cardiac Anesthesiologists, 2022

The Technology

Core temperature is defined as the temperature of the blood flow in the **pulmonary artery**. Traditional core temperature monitoring techniques are invasive and can cause patient discomfort.

Due to its direct blood flow from the heart, the **temporal artery** provides an accurate representation of core temperature. The temporal artery's superficial location makes it easier to access and less invasive than traditional core measurement methods.



Sensor Unit



Monitor Connecting Unit (MCU)

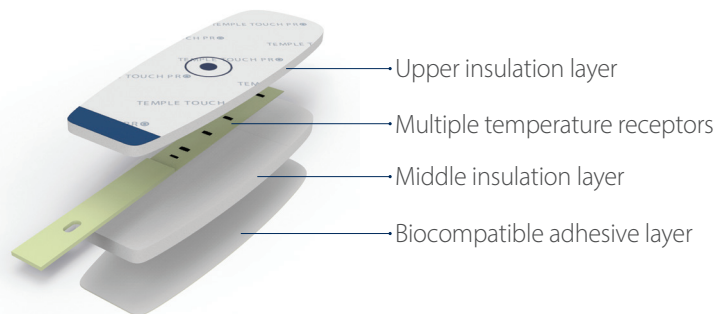


Temple Touch Pro™ System

The Temple Touch Pro System consists of a Sensor Unit and a Monitor Connecting Unit (MCU) that uses a patented algorithm to calculate and display core temperature.

The Sensor Unit

The sensor is a non-sterile, disposable device comprised of multiple receptors that measure both the skin surface temperature over the temporal artery and ambient temperature.



Features & Benefits

Non-Invasive

Simple, quick application minimizes the risk of infections and complications that might be generated from the use of invasive probes

Single Application for Entire Continuum of Care

Enables continuous and accurate temperature monitoring throughout diverse clinical settings (Pre-Op, OR, PACU, ICU) and all anesthesia types (general, local, and regional)

Disposable

Eliminates need for disinfection, saving time

Fast

Proven to track and reflect changes in body temperature faster than invasive probes

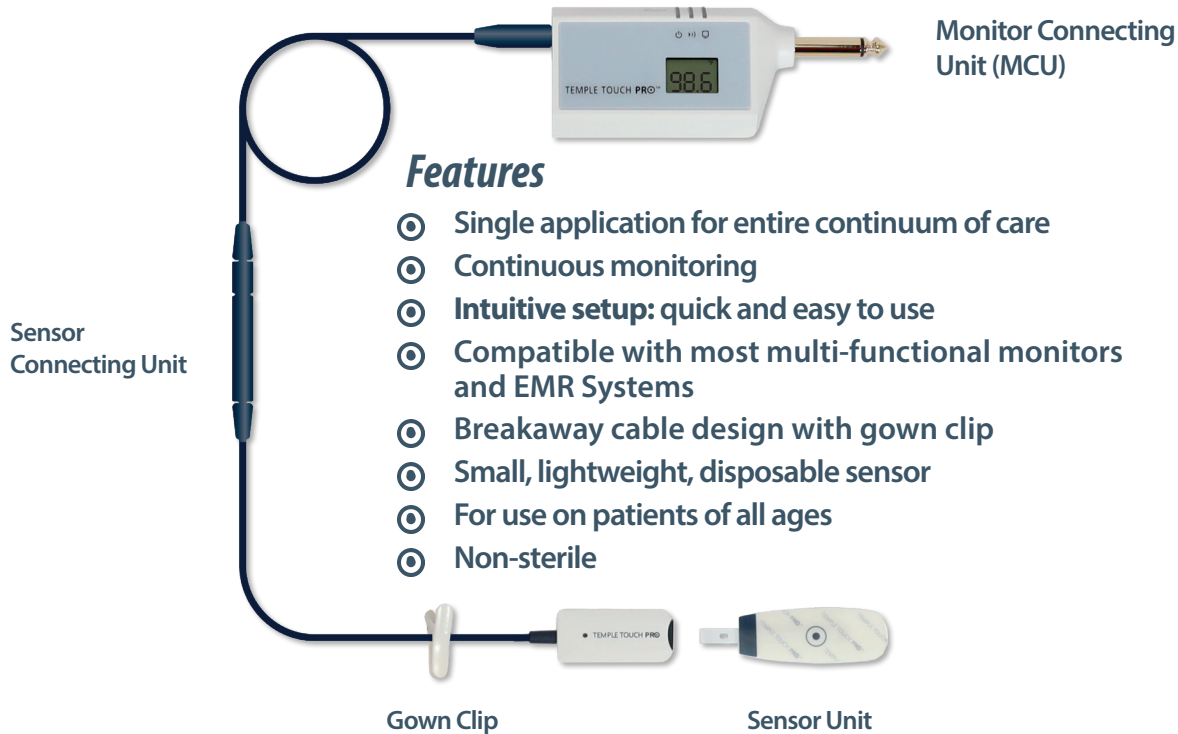
Small, Lightweight Design for Temporal Placement

Easy to place sensor mitigates interference with other monitors (BIS), hairline, and eyebrow

Gown Clip

Off-loads weight of sensor and cable, reducing chance of unintentional removal of sensor

Continuous ● Fast ● Accurate



Part #	Description	Details	Qty
81-1020SU	Temple Touch Pro™ Sensor Unit	2" x 0.7" x 0.2"	50/Cs
81-1020TTP	Temple Touch Pro™ Kit Includes: Monitoring Connecting Unit Sensor Connecting Unit (81-1020SCU) USB Power Cable (81-1020PC) AC/DC USB Adapter, US Plug (81-1020A)	-	1 Ea
81-1020SCU	Sensor Connecting Unit	9' Length	1 Ea
81-1020REF	Temple Touch Pro™ Reference Units*	-	1 Ea
81-1020SM	Interface Cable, Siemens®/Dräger®, 400 Series	1 m (39.37") Length	1 Ea
81-1020HP	Interface Cable, HP®/Philips®, 400 Series	1 m (39.37") Length	1 Ea
81-1020MR	Interface Cable, Mindray®, 400 Series	1 m (39.37") Length	1 Ea
81-1020400	Interface Cable, ¼ Pin, 400 Series	1 m (39.37") Length	1 Ea
81-1020GE	Interface Cable, GE®Marquette™, 400 series	1 m (39.37") Length	1 Ea
81-1020SL	Interface Cable, SpaceLabs™, 400 Series	1 m (39.37") Length	1 Ea
81-1020PC	USB Power Cable	10' Length	1 Ea
81-1020A	AC/DC USB Adapter, US Plug	-	1 Ea

* Reference Units are used to check the accuracy of the Temple Touch Pro system once every 2 years.



The DeRoyal logo is a registered trademark of DeRoyal Industries, Inc.

Temple Touch Pro and Temple Touch Pro logo are trademarks of Medisim, Inc.

HP is a registered trademark of HP Hewlett Packard Group, LLC.

Mindray is a registered trademark of Schenzhen Mindray, Bio-Medical Electronics Co, Ltd.

Siemens is a registered trademark of Siemens Trademark GmbH & Co.

Philips is a registered trademark of Koninklijke Philips N.V.

Dräger is a registered trademark of Drägerwerk AG and Co. KGaA.

GE and Marquette are trademarks or registered trademarks of General Electric Company.

Spacelabs is a registered trademark of Spacelabs Holdings, Inc.

DeRoyal Industries, Inc. | 200 DeBusk Lane | Powell, TN 37849 | 1.888.938.7828 | deroyal.com

© 2025, DeRoyal. All rights reserved. | Rev. 3/25 | Reprint #0-2589